





Table 6: General set of area symbols for golf course single hole maps

Symbol	Material used for mould	Image of vacuum formed symbol	Footprint shape of elements	Footprint size of elements	Profile shape	Max. Height	Notes
Rough and carry	Medium woodchip wallpaper ~185 texture elements per 5.0 x 5.0cm		Quadrilateral	1.0mm < W > 3.0mm 2.0mm < L > 5.0mm	Quadrilateral	~1.0mm	Irregular arrangement of textural elements
Fairway and green	~ 1.7mm card		N/a (smooth card)	N/a	Rectangle	1.8mm 3.6mm*	Height = 1 layer * Total height
Water	Corrugated card distance between apices of ridges ~3.8mm 1.7mm thick		Sinuuous rectangle	3.0mm wide at base of ridge Length variable	Round topped triangle across ridge	1.6mm	Some slight variation in thickness and profile Symbol recessed in 1.7mm base card
Woodland	Nylon finishing washer 11.0mm diam. x 2.6mm		Ring	12.0mm diameter	2 flat topped triangles	2.8mm	Injection moulded shape

*All sizes based on dimensions of symbols after reproduction in 0.200mm gauge opaque PVC foil. Images are not to same scale.
(table 6.doc : 1.24mb : 31 July 2002)*