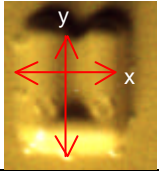







Table 4: General set of point symbols for golf course single hole maps

	Material used for mould	Image of vacuum formed symbol	Footprint shape	Footprint size	Profile shape	Max. Height	Notes
Tee	'Corrijoint' shape 17.4 x 13.3 x 4.8mm		3 contiguous rectangles in U-shape	19.9 x 16.5 mm	X = 2 rectangles with rounded tops Y = 1 rectangle with rounded top	4.9mm	x = x-section in x axis y = x-section in y axis  'Corrijoint' = injection moulded plastic accessory for joining fluted plastic sheet.
Centre of green	Small 'bump-on' 8.6mm diam x 2.0mm		Circle	8.8mm diameter	Semicircle	2.2mm  5.8mm*	Superimposed on fairway and green  * total height including fairway  'bump-on' = self adhesive injection moulded shape
150 yd marker	Dome 4.9mm diam x 2.0mm		Circle	5.7mm diameter	Semicircle	2.4mm  4.0mm*	Injection moulded shape Superimposed on drive line * Total height RNIB symbol
50 yd marker	Cylindrical glass bead 2.4mm diam x 1.8mm		Circle	2.3mm diameter	Rectangle with rounded corners	2.1mm  4.1mm*	Superimposed on drive line * Total height
Tree	Nylon finishing washer 11.0mm diam x 2.6mm		Ring	11.2mm diameter	2 flat topped triangles	2.8mm	Injection moulded shape
Bunker	Open coated abrasive paper grit size p24 on 0.7mm card base  (usually on fairway)		Variable	Variable	Variable - angular grit	1.9mm  3.8mm on fairway	Grit size = FEPA standard (Federation of European Abrasives Producers)

All sizes based on dimensions of symbols after reproduction in 0.200mm gauge opaque PVC foil. Images are not to same scale.  
(table 4.doc : 534kb: 31 July 2002)