





Table 3: General set of area symbols for managed countryside maps

Symbol	Material used for mould	Image of vacuum formed symbol	Footprint shape of elements	Footprint size of elements	Profile shape of elements	Max. Height	Notes
Woodland	'Pebble' anaglypta wallpaper on 0.5mm card ~182 texture elements per 5.0 x 5.0 cm		Ellipse and circle	Width between 1.5 & 6.5mm Length between 1.5 & 12.0mm	Hemi-elliptical	~1.7mm	Irregular arrangement of textural elements
Water	Corrugated card 1.4mm thick Distance between apices of ridges ~3.8mm		Sinuus rectangle	3.0mm wide at base of ridge Length variable	Round topped triangle across ridge	1.6mm	Some slight variation in thickness and profile Symbol recessed in 1.7mm base card
Fen / Marsh	Open coated abrasive paper grit size p24		Variable	Variable	Variable - angular grit	1.4mm	Grit size = FEPA standard (Federation of European Abrasives Producers)
Grassland	Abrasive paper grit size p18		Variable	Variable	Variable - angular grit	0.5mm	Grit size = FEPA standard (Federation of European Abrasives Producers)

All sizes based on dimensions of symbols after reproduction in 0.200mm gauge opaque PVC foil. Images are to same scale (table 3.doc : 1.08mb : 31 July 2002)